

# Shadows

# Shadows



# What is a Shadow?

A shadow is a dark area that is made when an object blocks light from shining through it.

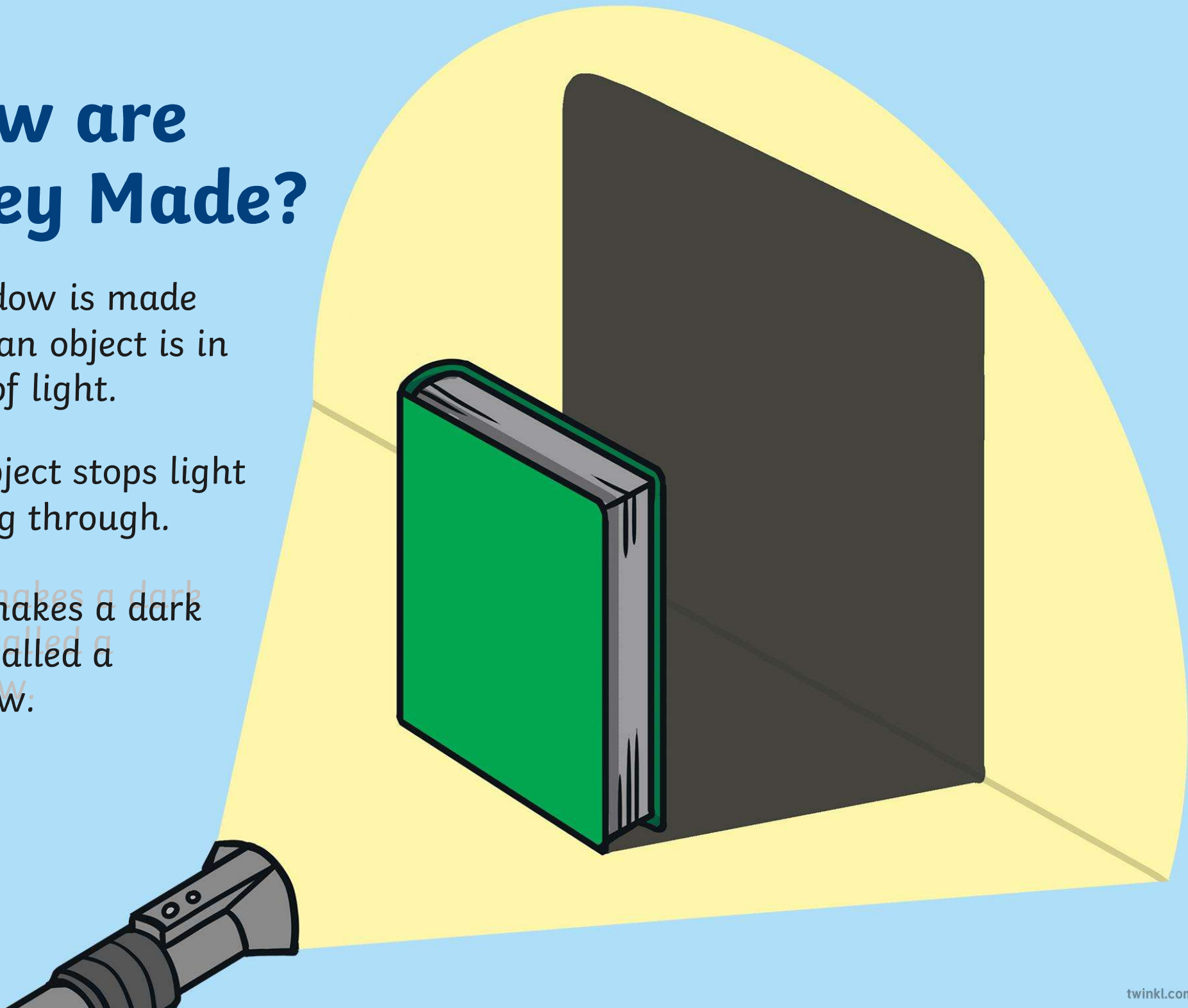


# How are They Made?

A shadow is made when an object is in front of light.

The object stops light shining through.

This makes a dark area called a shadow.





# What Do We Need to Make Shadows?

We need light to make shadows.

Light comes from the sun, torches and even bulbs inside our houses.

# We Get Light From...



# Can I Change How a Shadow Looks?

Absolutely!


We can have great fun changing how shadows look.



# How Can I Change a Shadow?

Bringing an object close to a light will make its shadow bigger.


Moving an object away from a light will make its shadow smaller.



# How Can I Change a Shadow?

Shadows can also be changed without moving objects.

When a light is moved, it moves the shadow, even when the object does not move.





# Did You Know?


Shadows were used long ago to tell the time.

People used a device called a sundial because clocks were not made yet.

The sundial would only work during the day because it needed sun.

It had a centrepiece that would make shadows.

The sun moves during the day. This changes the shadows on the sundial.



# Shadow Puppets

Use the light in your classroom to make shadows with your hands.

**Snake**

**Dog**

**Giraffe**

**Rabbit**


**Butterfly**



# Shadow Hunt

Find the shadows made from the objects below:

pencil



chair



whiteboard marker

book

